



17th St. & Constitution Avenue N.W.  
Washington, D.C. 20006  
United States of America

Organization of American States

P. 202.458.3000  
[www.oas.org](http://www.oas.org)

**INTER-AMERICAN DRUG ABUSE  
CONTROL COMMISSION  
CICAD**

Secretariat for Multidimensional Security

**FORTY-SIXTH REGULAR SESSION  
November 18 - 20, 2009  
Miami, Florida**

**OEA/Ser.L/XIV.2.46  
CICAD/doc.1750PP/09  
16 November 2009  
Original: English**

**THE DRUG USE SITUATION IN THE HEMISPHERE  
BY FRANCISCO CUMSILLE**

# CICAD

## XVI Regular Session

### The Drug Use Situation in the Hemisphere

FRANCISCO CUMSILLE, Dr.P.H  
OID/CICAD

Miami, United States, November 2009



Organization of  
American States



# PROGRAMA

Organization of American States

- CONTEXT
- DRUG USE
  - BY DRUG
- TRENDS
- FUTURE CHALLENGES



# CONTEXT

Organization of American States

## Large Degree of Diversity

### – **POPULATION**

- Less than 100 thousand inhabitants
- More than 100 million inhabitants

### – **WEALTH (Per capita GDP)**

- Above US\$35 thousand
- Below US\$4 thousand

### – **HUMAN DEVELOPMENT INDEX**

- Above 0.95
- Below 0.7

### – **INEQUALITY (GINI INDEX, %)**

- Above 55 (poor distribution)
- Below 46 (moderate distribution)



# DRUG USE

Organization of American States

## LARGE DEGREE OF DIVERSITY

### – DIFFERENCES ACROSS COUNTRIES

- By drug

### – WITHIN COUNTRIES

- By drug



# Marijuana

Organization of American States

- Most consumed illicit drug worldwide.
- 143-190\* million people (15 to 64 years) consumed during the past year (3.3%-4.4%).
- Difficult to establish production of the drug with precision.
- Cultivated in more than 170 countries



# Marijuana

Organization of American States

## Past Year Prevalence, 15-64 years

World	<b>3.3%-4.4%</b>	Range
Americas	<b>7%</b>	<1%-14%
Europe	<b>5.3%</b>	<1%-15%

North America, 10.5%

Central America, 2.4%

Caribbean, 4.3%-6.7%

South America, 3.4%



# Marijuana

Organization of American States

Number of who used in the past year, 15-64 años

World	<b>143-190 mill.</b>	Rango
Americas	<b>42 mill.</b>	22%-29%
Europe	<b>28 mill.</b>	15%-20%

75% of marijuana users are in North America



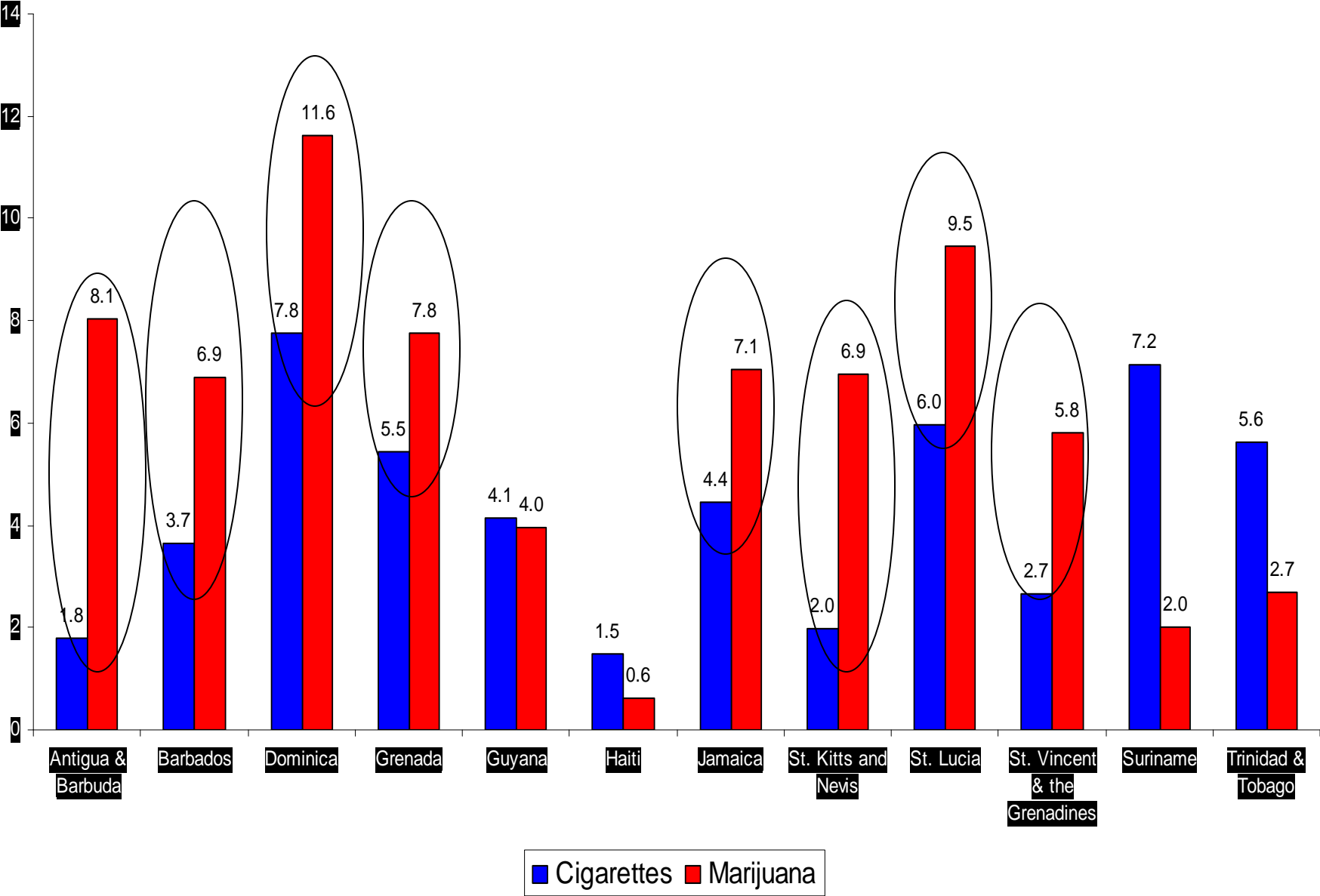


# Caribbean: students 13 to 17 years



- Antigua & Barbuda
- Barbados
- Dominica
- Grenada
- Guyana
- Haiti
- Jamaica
- St. Kitts & Nevis
- St. Lucia
- St. Vincent & the Grenadines
- Suriname
- Trinidad & Tobago

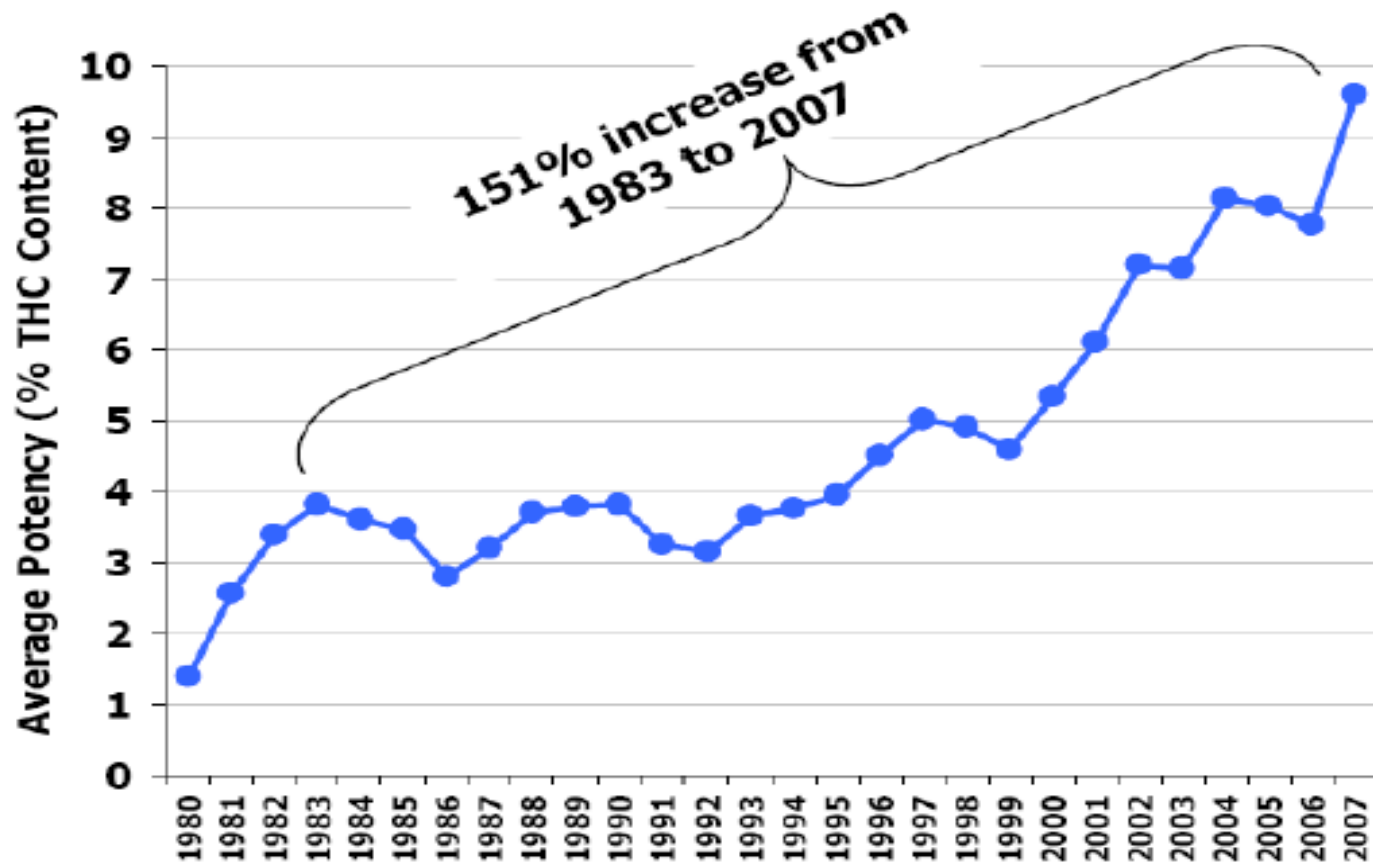
# Current Use of Marijuana and Tobacco





# Concentration of THC (%)

## Potency of Marijuana Seizures

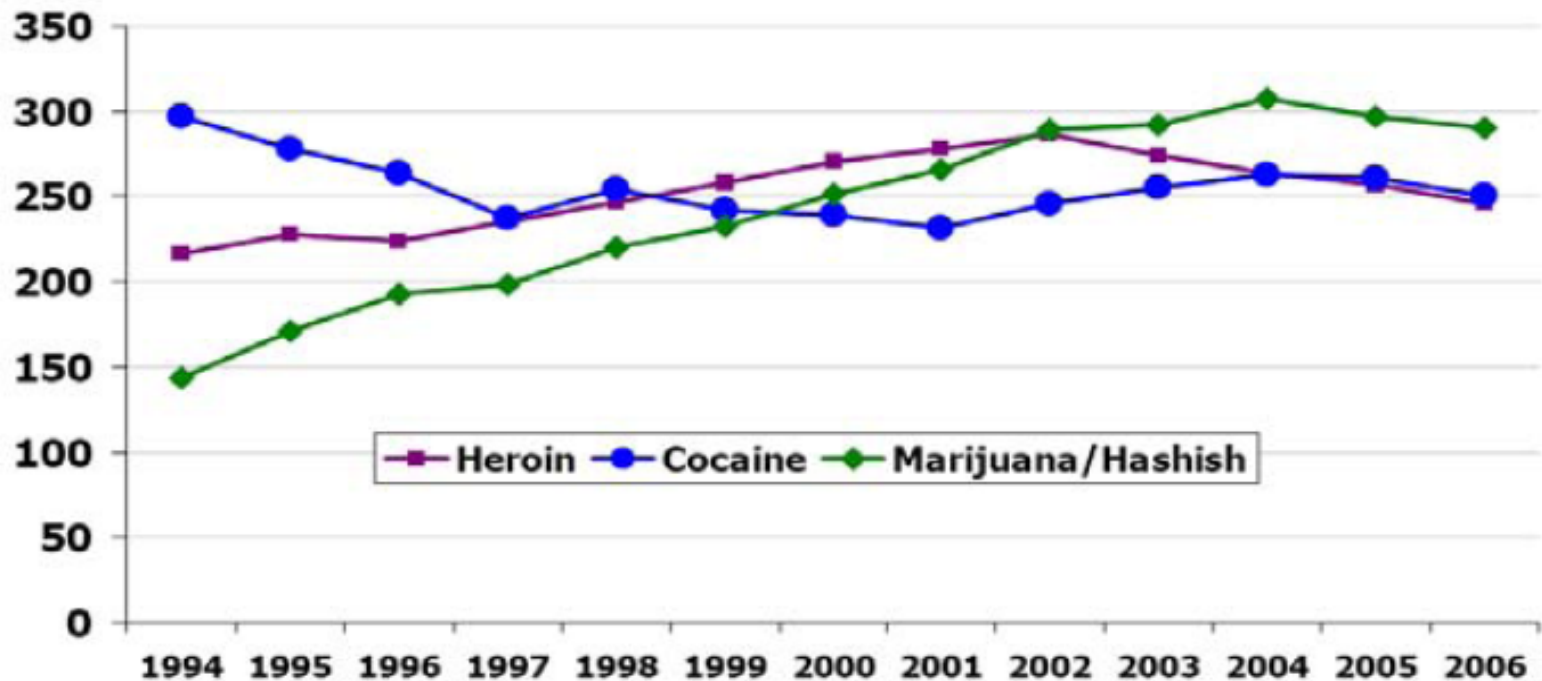


Source: University of Mississippi, National Center for Natural Products Research. *Potency Monitoring Project Quarterly Report 100* (April 2008).

# Admission to Treatment Centers

## Steady Increase in Treatment Admissions with Marijuana as the Primary Substance of Abuse Since 1994

**Number of Admissions (in Thousands)**

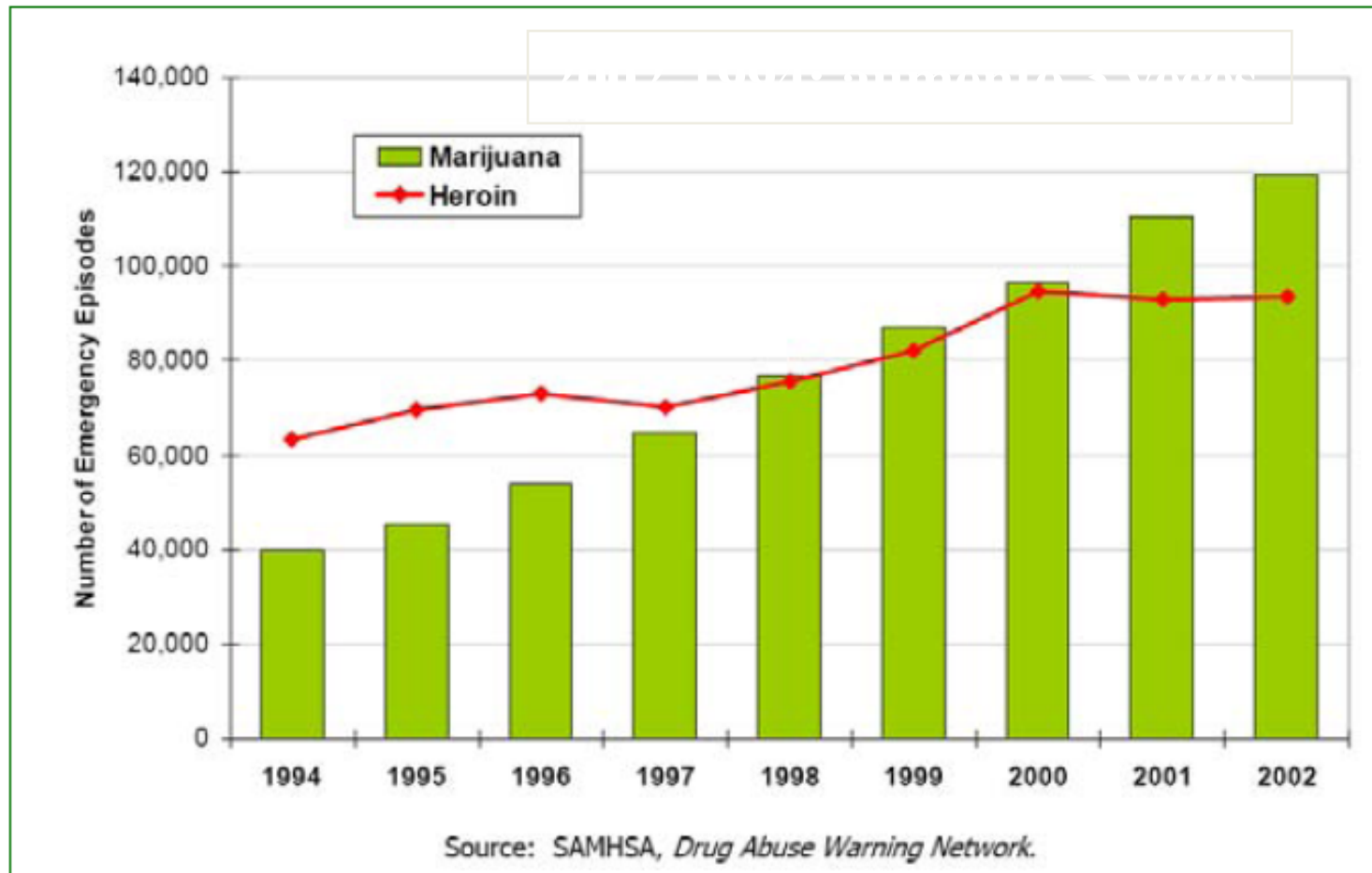


Source: SAMHSA, *Treatment Episode Data Set (TEDS) Highlights - 2006* (January 2008); data for 1994 and 1995 are from the 2004 and 2005 TEDS reports, respectively.



# Emergency Room Admissions

Emergency department episodes involving marijuana almost tripled from 1994 to 2002. Marijuana steadily increased over that decade, surpassing heroin — which remained relatively flat — in 1998.





# COCAINE USE

Organization of American States

- **WORLD**: 16 to 20 million persons (at least once during the past year)
  - PAST YEAR PREVALENCE = **0,4% – 0,5%**
- **EUROPE**: 4.3 to 4.6 million. **Approx=25%**
  - PAST YEAR PREVALENCE = **0.8% (0.1%-3%)**
- **AMERICA**: 9.4 to 9.6 million. **APROX=53%**
  - PAST YEAR PREVALENCE = **1.6% (0.1%-2.8%)**



- **AMONG THE TOTAL COCAINE USERS IN THE HEMISPHERE**
  - **75% in North America**
  - **24% in South America**
  - **1% in Central America and the Caribbean**



## COCAINE USE

Organization of American States

- **Also, high levels of use at the secondary school (high school) level**
- **Past Year Prevalence above 3% in the United States, Canada and Uruguay.**

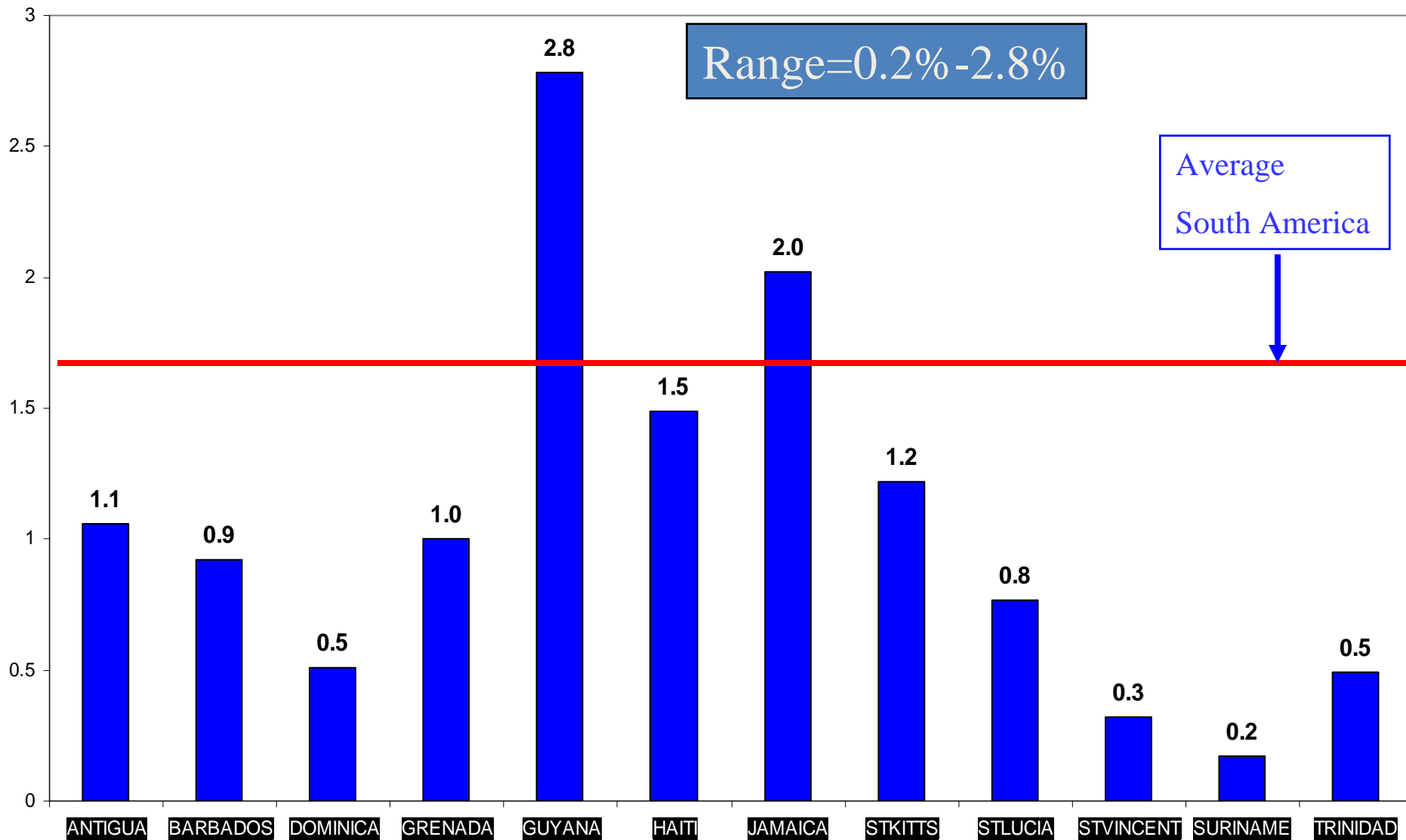




# Cocaine, Caribbean:

Organization of American States

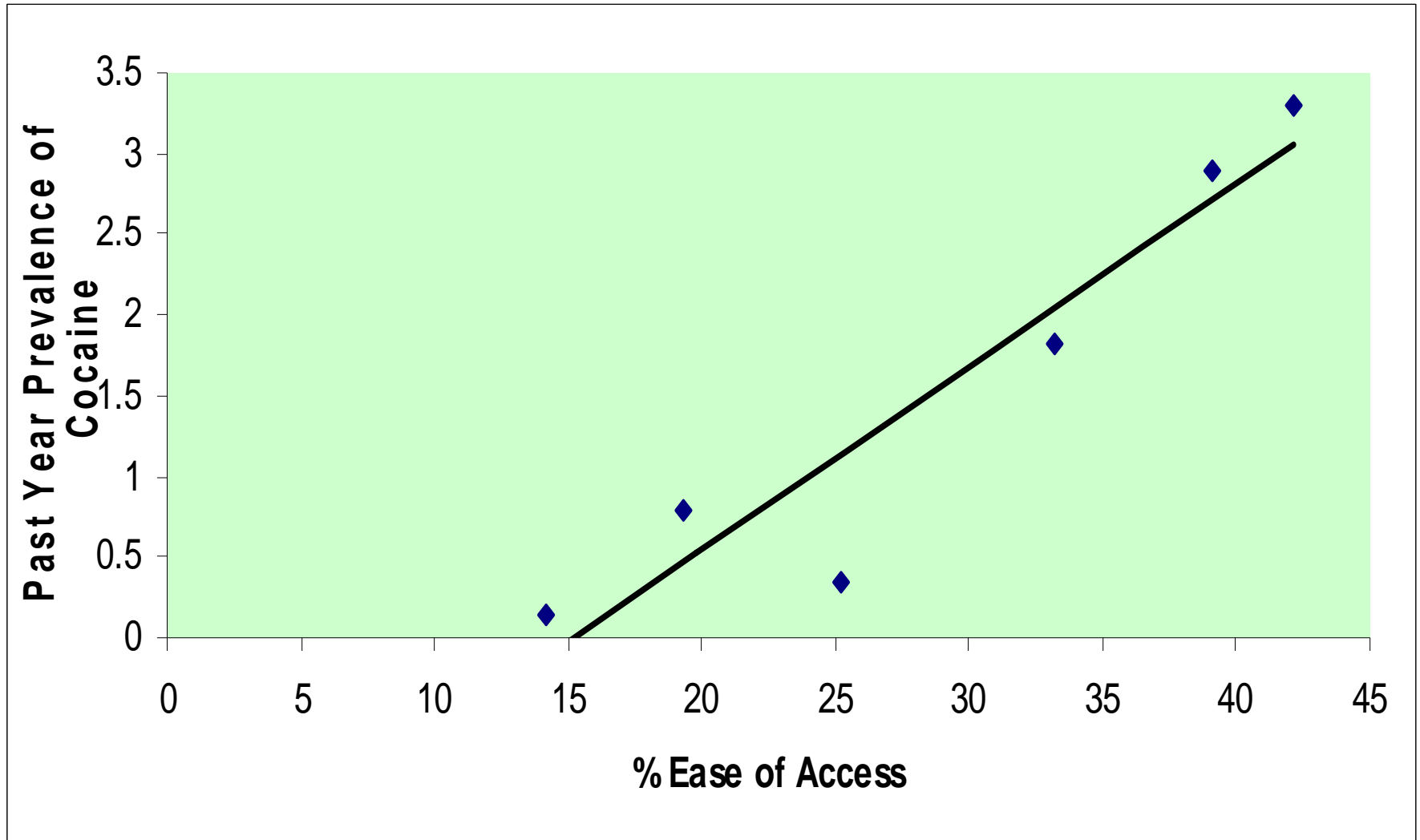
## past year prevalence, secondary school





# Cocaine: Population 15-34 years

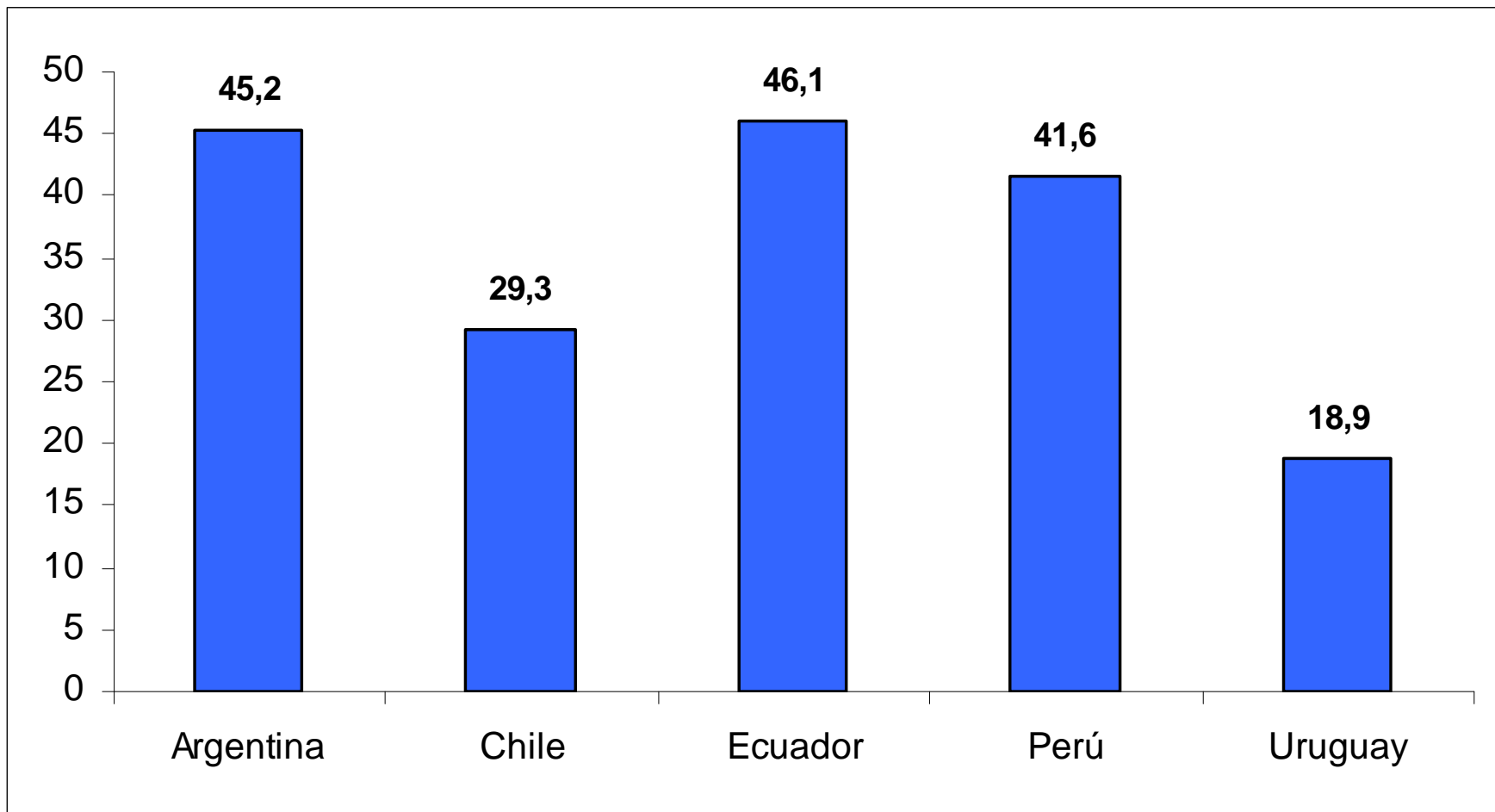
Organization of American States





# Cocaine: Signs of Dependence

Organization of American States



## Open Question

- What proportion recognize the problem and access treatment?
- 5%?, 10%?, 15%? More?, Less?.....
- How does this figure compare with the availability of treatment?

# Cocaine Base/Coca Paste/ Basuco/ Crack

- Cocaine Base/Coca Paste/ Basuco
  - ARGENTINA, CHILE, URUGUAY
- CRACK
  - MEXICO, CENTRAL AMERICA, CARIBBEAN

# Patients in Treatment: Examples

	Marij.	Cocaine	Crack	Pasta	Heroin
C. Rica	813	592	1.773		
Chile	1.168	1.723		4.495	
Argentina	800	725	9	282	
RD	108	618	998		62
Panama	236	164	480		
Mexico		5.668	3.948		2.543

# VARIABILITY WITHIN COUNTRIES

- **COCAINE**
  - United States: 1.7%-3.4% (2004-2005)
  - Colombia: 0.1%-2.1% (2008)
  - Chile: 0.1%-2.3% (2006)
- **MARIJUANA**
  - United States: 8%-16.3%
  - Colombia: 0.1%-5.3%
  - Chile: 1.8%-8.5%

# TRENDS

- **MARIJUANA:**
  - Increase in several countries, both at general population level as well as secondary school
  - Stabilization of trend in others, mainly among countries with high levels of use
- **COCAINE:**
  - Increase in several countries
  - Stabilization and decrease in some countries

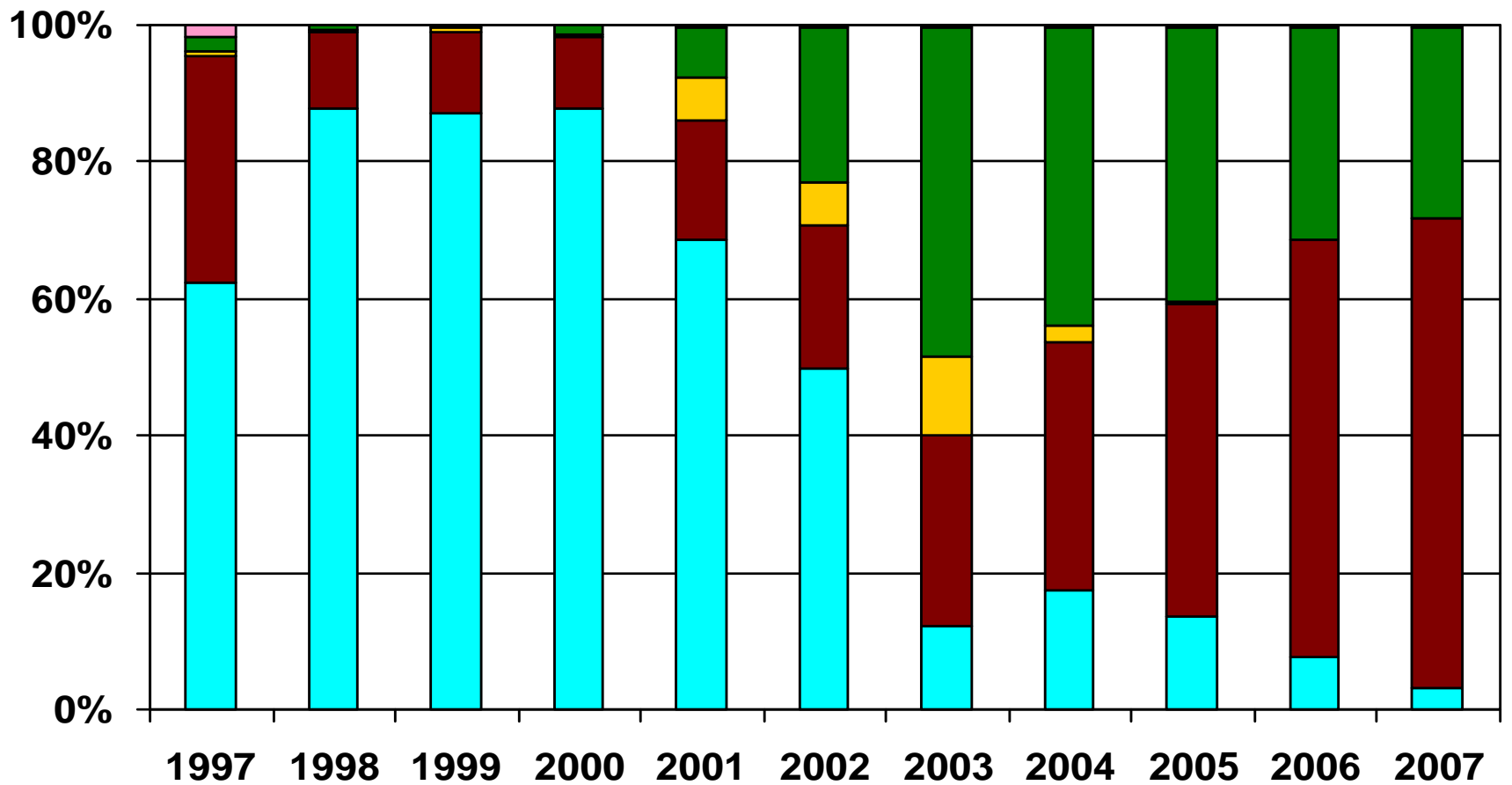


# FUTURE CHALLENGES

- HEROIN
- PHARMACEUTICALS
- INHALANTS
- ALCOHOL
- SYNTHETIC DRUGS

# Canada: Ecstasy (MDMA) Adulteration

International Drug Trends in the United States

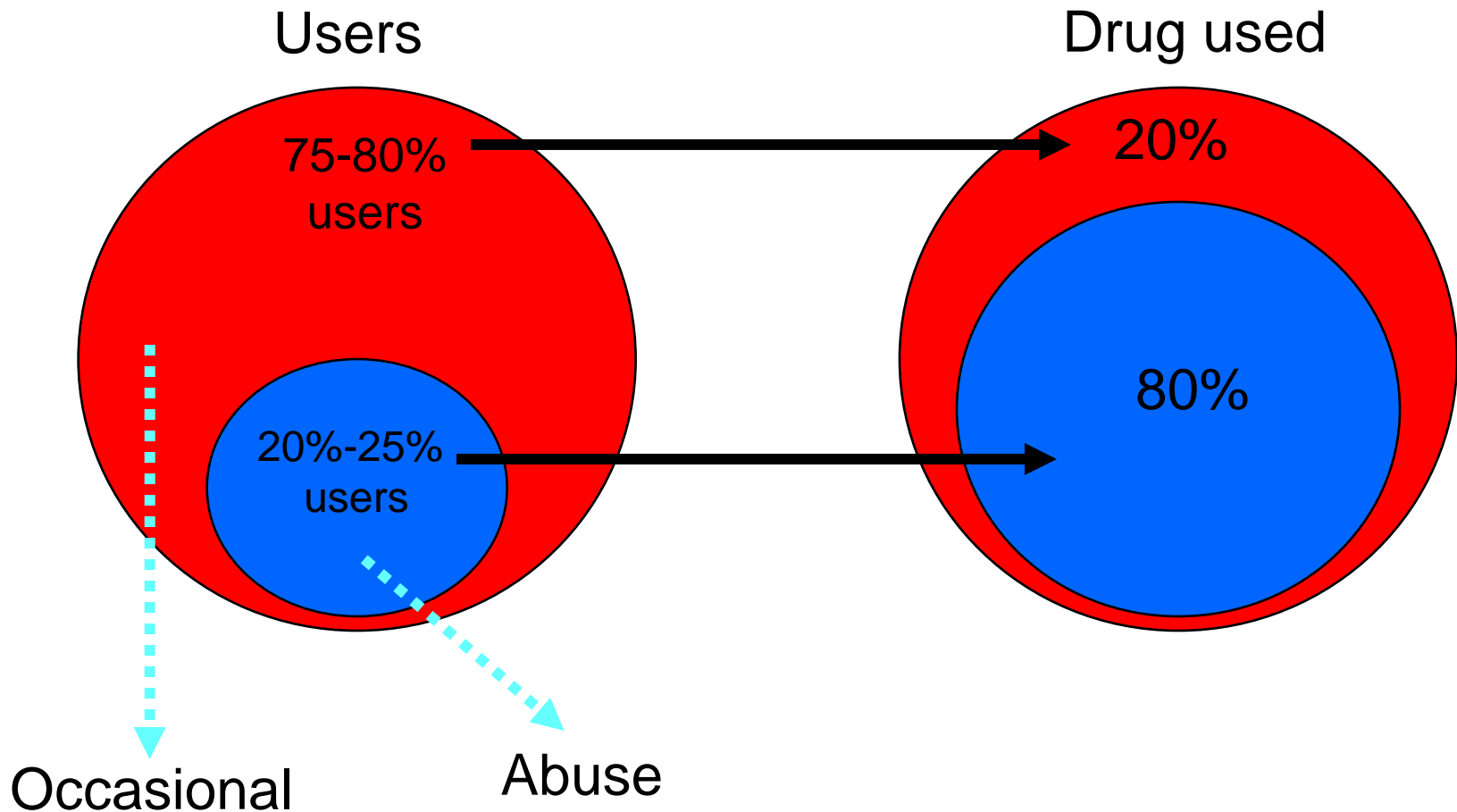


■ only MDMA ■ MDMA and others ■ MDMA and Ketamine ■ MDMA and meth ■ MDMA and cocaine

Source: Office of Research and Surveillance, Health Canada, 2008.

# Users vs Drug used

Law of Pareto



Source: Kleiman "Controlling Drug use and crime with testing, sanctions and treatment"



THANK YOU

[fcumsille@oas.org](mailto:fcumsille@oas.org)

INTER-AMERICAN OBSERVATORY ON DRUGS  
CICAD-OEA